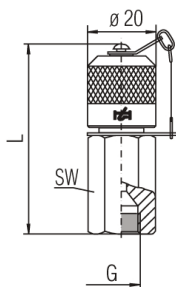


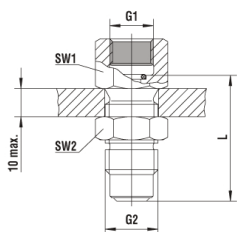
Test Point - 1620 Test Points

Standpipe Adapter 37 degree JIC Fitting



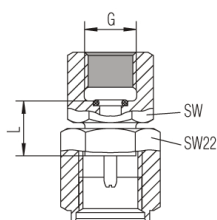
Thread G	Pressure Max PSI (Bar)	Pipe Diameter	L (mm)	SW (mm)	Part Number
7/16-20 UNF	8700 (600)	1/4" (6)	55	17	BTP/02H-SPA-JIC
1/2-20 UNF	6000 (420)	5/16" (8)	56.5	17	BTP/02.5H-SPA-JIC
9/16-18 UNF	4500 (315)	3/8" (10)	57.5	19	BTP/03H-SPA-JIC
3/4-16 UNF	4500 (315)	1/2" (12)	60.5	22	BTP/04H-SPA-JIC

Pressure Gauge connection for bulkhead fitting



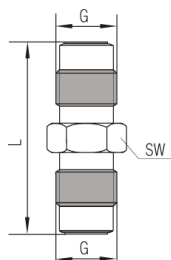
Thread G	Pressure Max PSI (Bar)	L (mm)	SW (mm)	Part Number
ISO 228 - G 1/4	9000 (630)	38	19	BTP/G2H-GBH
ISO 228 - G 1/2	9000 (630)	42.5	27	BTP/G4H-GBH
1/4 NPT	9000 (630)	-	19	BTP/T2H-GBH

Pressure Gauge - Direct Connection



Thread G	Pressure Max PSI (Bar)	L (mm)	SW (mm)	Part Number
ISO 228 - G 1/4	9000 (630)	14.5	19	BTP/G2H-GDC
ISO 228 - G 1/2	9000 (630)	17	27	BTP/G4H-GDC
1/4 NPT	9000 (630)	-	19	BTP/T2H-GDC

Hose to Hose Adapter



Thread G	Pressure Max PSI (Bar)	L (mm)	SW (mm)	Part Number
M16 X 2.0	9000 (630)	42	17	BTP/M16-HOSE-ADPT